

2006 Officers
 President Ruben Colmenares
 1st Vice President Joan Bailey
 2nd Vice President Espie Quinn
 Recording Secretary Margaret Nerio
 Membership Secretary Helen Powell
 Treasurer Dr. Jim Miller



The South Coast Orchid Society meets on the fourth Monday of each month except holidays at the Whaley Park Clubhouse, 5620 East Atherton Street, Long Beach, California at 8:00.

<http://www.southcoastorchidsociety.com>

South Coast Orchid Society

Newsletter

Founded in 1950

November 2006

Board of Directors

Expires 2007	Janine Cormier
Expires 2007	Luis Morente
Expires 2006	Jim Miller
Expires 2006	Dean Viereck
Expires 2008	Irma Hughes
Expires 2008	Andy Tao

Committees

AOS Judging Programs	Bill Heckeroth
Orchid Digest	Joan Bailey
AOS Rep	John Reyes
Publicity	Janell Schuck
Southland	Open
Culture Sessions	Espie Quinn
Ribbon Judging	Janell Schuck
Auditor	Dr. Jack Gentry
Newsletter	Dennis Mackewicz
Kitchen	Dr. Jim Miller

Shows

John Reyes

Raffle Ticket Sales

Jane Brecht

For more information contact:

Ruben Colmenares	562 421-9203
Joan Bailey	310 835-9614
Espie Quinn	714-968-0220
John Reyes	562-431-1142
Helen Powell	562-425-1687
Dr. Jim Miller	909-780-8322

Stories, articles and news items are welcome. The deadline is the 5th of the month.

Dennis Mackewicz
 3198 Lilly Avenue
 Long Beach, CA 90808
 (562) 430-0090


dwmackewicz@yahoo.com

Monday, November 27, 2006

South Coast Orchid Society Auction 2006

MONDAY, NOVEMBER 27th

6:30 PM



Come early to view plants

Whaley Park 5620 Atherton St, Long Beach, CA

Nominating Committee Slate of Officers and Board Members for 2007

The following candidates were nominated for one year terms as Officers of our Society for 2007 at the October Board Meeting.

Jim Miller	President	Margaret Nerio	Corporation Secretary
Joan Bailey	1st Vice President	Cassandra Smith	Membership Secretary
Susan Ochsner	2nd Vice President	Mildred Carr	Treasurer

New Board Members nominated for 3-yr terms were: Russ Nichols and Ron Nash

These candidates will be presented to the membership for a vote at our regular December meeting.

A super-big thank you to those retiring from our Executive Board: Ruben Colmenares, Espie Quinn, Dr. Jim Miller and Helen Powell. Ruben will continue on the Board as the Immediate Past President replacing John Reyes. A big thanks also to retiring Board Members whose terms expire this year: Jim Miller (our future President) and Dean Viereck.

Continuing Board Members whose term expires in 2008 are: Irma Hughes and Andy Tao.

2007 SCOS Membership Form

With checkbooks in hand for our November Auction, please also write a check for your dues for **2007** at our November meeting (cash also accepted). **SEE RENEWAL FORM ON NEXT PAGE.** Also consider trying the EMAIL-ONLY option for this newsletter and save your Society money.

October Monthly Meeting



Jim Hoyle (above) demonstrated how to mount Cattleyas into hanging baskets at our Culture Session. And they will be up for auction this month!

Members' Orchids on the Judging Table


Marilyn Levy (below) gave a great talk on Paphiopedilums.



An Orchid Award Story by Jim Hoyle

It all started like this.

Long ago and far away, at the monthly meeting of an Orchid Society that shall remain forever anonymous, a great speaker and teacher of miraculous things appeared unto us bearing many gifts of orchids, and a wondrous slide show. Great were his teachings that night and many were his gifts unto us. Verily, did he say unto us, the unwashed masses of student orchid growers, "Take these cuttings which I have broken for you and plant them onto fertile places in which they prosper and give you much joy". "Take from my teachings and learn the ways of the mysterious orchid plant."



Two years later one of those plants was awarded (**Barbosella dusenii**) 75 points - HCC/AOS) by an AOS judging committee in long Beach, CA. Many of you viewed the plant during the refreshment break. Now, as it has been said it is time for the rest of the story.

The award was a provisional award, meaning that the plant species had to be confirmed by an AOS Certified Taxonomist. From the list of Taxonomists that I was given it was suggested that I contact a Dr. Carl Luer in Sarasota, Florida, that person is the world's foremost authority on the Pleurothallid alliance of orchids.

Ok here we go, so I call him up and explain the situation to him (really not an unusual one for the orchid world). After talking to him for a short while he informed me his fee for certifying an orchid was free, however, I had to join the Pleurothallid Alliance before he would do the verification for me.

Of course the next question from me was "How much of the plant do you need for a sample? And how do I preserve it?"

I was informed that he needed 1 or 2 leaf cuttings with the flowers attached and the best preservative then was alcohol, 200 proof was best but any grain alcohol was just fine. So a trip to the liquor store was in order where I purchased a ½ pint, of all things, 151 proof rum. Yep, if I couldn't get 200 proof then the next best was 151 proof. Yep, the stuff sure smelled good, I hope the flowers enjoyed it.

I was informed that he needed 1 or 2 leaf cuttings with the flowers attached and the best preservative then was alcohol, 200 proof was best but any grain alcohol was just fine. So a trip to the liquor store was in order where I purchased a ½ pint, of all things, 151 proof rum. Yep, if I couldn't get 200 proof then the next best was 151 proof. Yep, the stuff sure smelled good, I hope the flowers enjoyed it.

[Continued on Page 5](#)



RIBBON JUDGING

Thanks to the following members for helping out with the judging in October: Kathy Synstelien and Russ Nichols.

Janeil Schuck, Ribbon Judging Coordinator

Ribbon Judging Results

October 2006

CATTLEYA ALLIANCE

1 st C. Porcia 'cannizara'	Ruben Colmenares
2 nd C. Porcia 'Earl'	Espie Quinn
3 rd Cattleytonia 'Cape'	Bonnie Navens
CULTURAL AWARD:	
C. Porcia 'cannizara'	Ruben Colmenares

ONCIDIUM and ALLIED GENERA

1 st Onc. 'Sharry Baby'	Janell & Harry Schuck
2 nd Onc. 'Kalihi 'Big'	Shelley Brewer

OTHER GENERA ALLIANCE

1 st Miltonia Moreiana 'Candellias Delight' AM/AOS	Jim Hoyle
---	-----------

WE NEED MORE OF OUR MEMBERS TO PARTICIPATE IN OUR MONTHLY PLANT FORUM. PLEASE BRING IN PLANTS FOR THE JANUARY MEETING.

REMEMBER IN NOVEMBER WE HAVE OUR AUCTION AND DECEMBER WILL BE OUR CHRISTMAS PARTY.

CONSIDER SPENDING SOME TIME ON THE SATURDAY OR SUNDAY BEFORE THE MEETING CLEANING UP THOSE PLANTS YOU WOULD LIKE TO DISPLAY.

Janeil Schuck, Ribbon Judging Coordinator

UPCOMING EVENTS

Day Trip to 2 Open Houses

(See address for each location on last page in Vendor Support section; their locations are a 20 minute drive apart.)

December 2nd & 3rd 2006

Sunset Valley Orchids Open House

8:30 AM to 5:00 PM

<http://www.sunsetvalleyorchids.com>

And

Casa de las Orquideas Open House

With Andy's Orchids, Islanders Delights and The Roland Collection also having plants on display
10:00 AM to 4:00 PM

www.orquideas.com

Orchid Society of Santa Barbara Fall Show & Sale

Santa Barbara Museum of Natural History (near S.B. Mission)

December 9th & 10th

10 am - 5 pm

62nd S.B. International Orchid Show

March 16th-18th

Keikis

IT'S PRONOUNCED 'KAY-KEE'

by Susann Patton

I recently got a call about some abnormal growth appearing along a dendrobium pseudobulb or stalk. I thought, by the description that we were dealing with keikis; which turns out to be a very natural process used by orchids to reproduce and not abnormal at all. Keiki is the Hawaiian word meaning baby and has been adopted in the orchid culture to mean small plantlet. A more exact definition of a Keiki is a baby plant produced asexually by an orchid plant (no mixing up of the chromosomes here). The keiki will be an exact replica of the mother plant.

There are a couple types of keikis depending on where they appear. A **regular keiki** is a small plant produced at the side of the plant or on an inflorescence after flowering. A **basal keiki** is a baby plant growing from the base of the mother plant. Sometimes keikis bloom while still attached to the mother plant. The trigger for this type of growth is the accumulation of growth hormones at that point. This can be either natural (as in this case) or it can be induced by the application of keiki paste which is a concentrated form of the correct growth hormones. In this case these were baby plants produced on an aerial portion of a dendrobium cane. If the roots appear at the base of the plant near the region where the canes all come together, then it is a new shoot, not a keiki.

The most common types of orchids to produce keikis are Dendrobiums, Vandas, Oncidiums, Epidendrums and the Phalaenopsis. I have also heard of them on Catasetums, so there are probably many others that form keikis, especially with all of the mixing of the genera for breeding. Many times they start as a small leafy growth and will resemble a new inflorescence. I was fooled for a while this year when my Vanda put out a keiki. I was really hoping for blooms, but it turned out to be a keiki instead. If you want to produce another plant from this growth, you will need to wait until the roots get to be about 2 inches in length. For regular keikis cut below and above the stem, leaving a small portion of the stem on the new plant. The basal keikis may be left on the mother plant until they drop off, but they can also be cut off when the roots are long enough. In both cases the roots need to be about two inches in length. Put them into individual small pots with a good fast draining orchid potting mix and care for them as you do the mother plant. This is a good way to increase the number of plants you have cheaply. They make good gifts to give to friends. A separated keiki can be expected to flower after 18-24 months.

Editor's Note: Thank you Susann (who writes for the South Bay Orchid Society newsletter and is also a member of our Society).

Nobile Dendrobium (Noh-ba-lee Den-DROH-be-um)

These orchid plants are native to the Far East and are extremely hardy, surviving extreme heat to near freezing temperatures. When cultural requirements are met, these semi-deciduous plants will produce a profusion of sweet-scented blooms in the winter or early spring which can last for 1 to 2 months. After flowers have expired pinch them off at the cane.

LIGHT: Nobiles should be grown outdoors except when temperatures fall below freezing. Hanging them from a loosely leaved tree or on an east or west facing patio is ideal. Keep plants sheltered from the hot, midday sun. When growing indoors, give an east, west or south exposure, which ever is brightest. Except when in flower, place plants in as much light as possible, short of sun burning.

TEMPERATURE: For most of the year Nobiles are not sensitive to any specific temperatures, however warmer conditions will give faster and better growth. It is important for flower induction that plants are exposed to cool nights. The canes (pseudobulbs), which grow from spring through summer and mature in the fall, **require approximately one month of night temps below 60°**. Therefore do not bring your Nobile Dendrobium indoors unless the threat of frost persists (35°). Once buds have set, temperatures of 62° at night to 75° - 80° days are ideal.

HUMIDITY: While growing outdoors, humidity is generally adequate, however during hot, dry periods plants appreciate an occasional misting. If plants are indoors, maintain humidity between 40 - 60%. Grouping plants together and/or placing them on Humidity Trays is very beneficial.

WATER: There is a direct relationship between temperature and water. During the warm months of the year, keep plants moist, watering from every other day to twice a week. During cool and damp periods water every 7 to 10 days. While they are in their deciduous phase, they require very little water. If any new canes (pseudobulbs) begin to shrivel, more frequent waterings are needed. Water thoroughly (so water runs freely from the pot), drain well. **NEVER ALLOW THE POT TO STAND IN WATER!**

FERTILIZER: Nobile Dendrobiums are fairly light feeders and too much nitrogen will cause poor flowering and the production of unwanted off shoots called **Keikis**. It is recommended to remove the Keikis from the existing canes, as they can rob the plant of strength needed to reach its full potential. Fertilize only from the time flowering stops to the first of August using a 20-20-20 formula. **Do not fertilize after August 1st through flowering (generally March)**. Dilute 1 tsp. to a gallon of water and apply two times a month. Note: Mix your fertilizer ahead and store in a plastic container that can be labeled and capped (such as a used gallon milk jug). This ensures the solution is thoroughly diluted, at room temperature and is convenient to use.

REPOTTING: Usually done every 2 years, preferably after flowering. Plants are rarely divided. Lift plants out of pot removing only what old medium easily falls away. Select a pot with good drainage that allows for 2 years growth. Use a fir bark type orchid mix and fill in around plant packing firmly until new medium slightly covers the top of the old medium and roots. Tie and stake if needed. Water thoroughly the next day.

This article is taken from Orchids by the Ackers website with permission and with minor editing (www.orchidsbytheackers.com)

An Orchid Award Story by **Jim Hoyle** - continued from page 3

The following is the letter I received in return.

Dear Mr. Hoyle,

Your awarded plant is [Barbosella cogniauxiana](#). It is considerably larger and much more common than *Barbosella dusenii*. They are illustrated and described in *Icones XX*. Thank you for sending me a copy of the very nice letter you received from Lynn O'Shaughnessy. She gave you a year and a half membership for the dues of one. I hope you will enjoy her newsletter. I don't think you will be disappointed with your membership.

Dr. Carl Luer

So here is how it works, the rules of the game are: If a plant is judged under one name, even if the name is incorrect, you cannot apply the judging points to the "new" correct name, because the plant was judged under the assumption that it was the named plant that you said it was. Points are not transferable. So next year, when the plant blooms, it will be again submitted for judging under it's correct name and I hope that it will win enough points to be awarded.

Editor's Note: Thank you Jim (who is an active member of our Society) for this article.

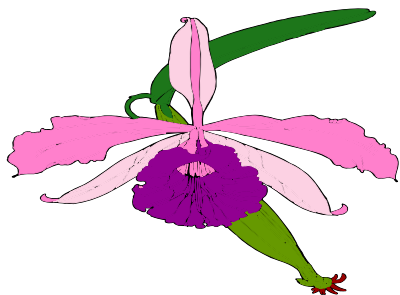
South Coast Orchid Society

Dennis Mackewicz, Newsletter Editor
3198 Lilly Avenue
Long Beach, CA 90808

MONDAY, November 27th

South Coast Orchid Society Auction

6:30 PM



Come early to view plants
Whaley Park 5620 Atherton St
Long Beach, CA

We have already **EMAILED** this **NEWSLETTER** to you if SCOS has your email address.

NOTE: Some spam and Junk-Mail filters block large group emailings. Check your email system & set it to allow emails from the editor - dwmackewicz@yahoo.com, e.g., add to your "Contacts" list.

<p>Tho's Orchid www.thoorchid@aol.com thoorchid@aol.com</p>	<p>We wish to thank these commercial vendors for their generosity and support.</p>			
<p>Andy's Orchids Andy Philips 734 Oceanview Ave. Encinitas, CA 92024 (888) 514-2639 www.andysorchids.com</p>	<p>Carter & Holmes, Inc. Mary & Owen Holmes P.O. Box 668 Newberry, SC 29108 (800) 873-7086 www.carterandholmes.com</p>	<p>Hatfield Orchids George Hatfield (805) 644-8413 george@hatfieldsorchids.com www.hatfieldorchids.com</p>	<p>Orchid Garden 3511 182nd St. Torrance, CA 90504 310-379-1488</p>	<p>Tayama Greenhouses Mike Kimura 753 S. Wall Street Los Angeles, CA 90014 (760) 753-6206 www.tayama.com</p>
<p>Bill Bailey's Orchids 1715 Via Arriba Palos Verdes Estate, CA 90274 (310) 375-1738</p>	<p>Casa de las Orquideas Loren & Nancy Batchman 170 South Nardo Avenue Solano Beach, CA 92075 (858) 755-7572 www.orquideas.com</p>	<p>JA-RO-CA Orchids Rod & Janet Carpenter 14737 Palm Avenue Hacienda Heights, CA 91745 (626) 336-3641 www.jaroca.com</p>	<p>Orchids Royale Jim & Noelle Burkey 5902 Via Real Carpinteria, CA 93014 (805) 684-8066 jburkey21@hotmail.com</p>	<p>The Rowland Collection Pat Rowland 12446 Georgian St. Garden Grove, CA 92841 (714) 892-3502</p>
<p>Butterfly Orchids Ernie Campuzano 821 W. Ballina Ct. Thousand Oaks, CA 91320 (806) 498-2077</p>	<p>Gallup & Stribling Orchids 3450 Via Real Carpinteria, CA 93013 (800) 222-7450 sale@gallup-stribling.com</p>	<p>Marcel's Orchids Sonora Winward 5133 E. Kildee Street Long Beach, CA 90808 (562) 496-0690 (Appointment Only)</p>	<p>Paphanatics, Unlimited Dr. Norito Hasegawa 3319 W. Lincoln Ave. Anaheim, CA 92801 (714) 826-8432</p>	<p>Tropical Gardens Zeny & Bill 22920 Cajalco Rd. Perris, CA 92570 (800) 866-443-0263</p>
<p>Cal West Tropical Supplies 11614 Sterline Ave. Riverside, CA 92503 (800) 301-9009 www.orchid-supplies.com</p>	<p>Granite Hills Orchids 1894 Dehesa Rd. El Cajon, CA 92019 (619) 441-9874 www.granitehillsorchids.com</p>	<p>Oakhill Gardens P.O. Box 25 Dundee, IL 60118-0025 (847) 428-8500 oakhillgardens@sprintmail.com</p>	<p>Santa Barbara Orchid Estate Paul Gripp 1250 Orchid Drive Santa Barbara, CA 93111 (800) 553-3387 www.sborchid.com</p>	<p>Wise Orchids 3524 Merinda Ln Yorba Linda, CA (714) 524-1730</p>
<p>Cal-Orchid Jim Rose 1251 Orchid Drive Santa Barbara, CA 93111 805 967-1312</p>	<p>Gubler's Orchids 2200 Bellfield Blvd. Landers, CA 92285 760-364-2282 www.gublers.com</p>	<p>Orchid Fever 10242 Culver Blvd. Culver City, CA 90252 310-559-6599</p>	<p>Sunset Valley Orchids Fred Clark 1255 Naval Place Vista, CA 92083 (760) 639-6255 fred.clarke@worldnet.att.net</p>	<p>Zuma Canyon Orchids George Vasquez 5949 Bonsall Drive Malibu, CA 90265 (877) 625-4266 Zumacanyon-orchids@compuserve.com</p>